


20mm Paper Lanyard Double Slits


Product Size- 920mm W x 20mm H

Front



Tips for your Lanyard Artwork

- Vector logos give the best print results
- Outline text or provide us with the font files
- Embed any images
- Graphic backgrounds (ie not a solid colour) make sure to size the background to the entire lanyard length
- Text & Logos need to be inside the critical area print lines



PMS Details


Reverse is White

The template is a GUIDE ONLY. Our graphics team will set up the print proof and make adjustments to ensure your lanyard prints to the highest quality.

20mm Paper Lanyard Double Sided Tape


Product Size- 920mm W x 20mm H

Front



Tips for your Lanyard Artwork

- Vector logos give the best print results
- Outline text or provide us with the font files
- Embed any images
- Graphic backgrounds (ie not a solid colour) make sure to size the background to the entire lanyard length
- Text & Logos need to be inside the critical area print lines



PMS Details

Reverse is White

The template is a GUIDE ONLY. Our graphics team will set up the print proof and make adjustments to ensure your lanyard prints to the highest quality.

20mm Paper Lanyard Eyelet Single Carabiner


Product Size- 920mm W x 20mm H

Front



Tips for your Lanyard Artwork

- Vector logos give the best print results
- Outline text or provide us with the font files
- Embed any images
- Graphic backgrounds (ie not a solid colour) make sure to size the background to the entire lanyard length
- Text & Logos need to be inside the critical area print lines



PMS Details

Reverse is White

The template is a GUIDE ONLY. Our graphics team will set up the print proof and make adjustments to ensure your lanyard prints to the highest quality.

20mm Paper Lanyard Eyelets Double Carabiner

Product Size- 920mm W x 20mm H

Front



Tips for your Lanyard Artwork

- Vector logos give the best print results
- Outline text or provide us with the font files
- Embed any images
- Graphic backgrounds (ie not a solid colour) make sure to size the background to the entire lanyard length
- Text & Logos need to be inside the critical area print lines



PMS Details

Reverse is White

The template is a GUIDE ONLY. Our graphics team will set up the print proof and make adjustments to ensure your lanyard prints to the highest quality.