

Screen Printed Lanyard Artwork Templates


Select the template based on your lanyard Width (15, 20 or 25mm)
Single or Double Attachments, Quick Release,
with *or* without Safety Breakaway.

#1	15mm Single Attachment <i>(No Breakaway)</i>	#11	25mm Double Attachments <i>(No Breakaway)</i>
#2	15mm Single Attachment With Breakaway	#12	25mm Double Attachments With Breakaway
#3	20mm Single Attachment <i>(No Breakaway)</i>	#13	20mm Quick Release <i>(No Breakaway)</i>
#4	20mm Single Attachment With Breakaway	#14	20mm Quick Release With Breakaway
#5	25mm Single Attachment <i>(No Breakaway)</i>	#15	Swatch Colours
#6	25mm Single Attachment With Breakaway		
#7	15mm Double Attachments <i>(No Breakaway)</i>		
#8	15mm Double Attachments With Breakaway		
#9	20mm Double Attachments <i>(No Breakaway)</i>		
#10	20mm Double Attachments With Breakaway		

#1 Printed Lanyard -15mm Single Attachment (no breakaway)

Pink Line_ Critical imprint area
Black Line Finished product size
Green Line_Bleed imprint print area

Product Size- 950mm L x 15mm W
Imprint Area- 830mm L x 10mm W



Tips for your Lanyard Artwork

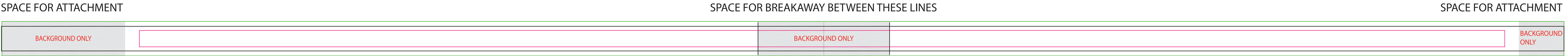
- Vector logos or high res .png are needed for Screen Printing
- Outline text or provide us with the font files
- Text & logos need to be inside the critical area print lines
- We recommend removing copyright registration
- Standard Background Colours - Choose the swatch
- PMS Match for logo - please provide the PMS colour
- PMS Background colour (Dye Charge Applies)
- Standard pricing is generally 1 colour logo/text print

The template is a GUIDE ONLY. Our graphics team will set up the print proof and make adjustments to ensure your lanyard prints to the highest quality.

#2 Printed Lanyard -15mm Single Attachment *with* Breakaway Back of Neck

Pink Line_ Critical imprint area
Black Line Finished product size
Green Line_Bleed imprint print area

Product Size- 950mm L x 15mm W
Imprint Area- 830mm L x 10mm W



Tips for your Lanyard Artwork

- Vector logos or high res .png are needed for Screen Printing
- Outline text or provide us with the font files
- Text & logos need to be inside the critical area print lines
- We recommend removing copyright registration
- Standard Background Colours - Choose the swatch
- PMS Match for logo - please provide the PMS colour
- PMS Background colour (Dye Charge Applies)
- Standard pricing is generally 1 colour logo/text print

The template is a GUIDE ONLY. Our graphics team will set up the print proof and make adjustments to ensure your lanyard prints to the highest quality.

#3 Printed Lanyard - 20mm Single Attachment (no breakaway)

Pink Line_ Critical imprint area


Black Line Finished product size

Green Line_ Bleed imprint print area

Product Size- 950mm L x 20mm W

Imprint Area- 830mm L x 15mm W

SPACE FOR ATTACHMENT



Tips for your Lanyard Artwork

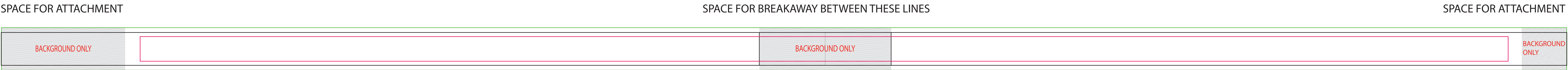
- Vector logos or high res .png are needed for Screen Printing
- Outline text or provide us with the font files
- Text & logos need to be inside the critical area print lines
- We recommend removing copyright registration
- Standard Background Colours - Choose the swatch
- PMS Match for logo - please provide the PMS colour
- PMS Background colour (Dye Charge Applies)
- Standard pricing is generally 1 colour logo/text print

The template is a GUIDE ONLY. Our graphics team will set up the print proof and make adjustments to ensure your lanyard prints to the highest quality.

#4 Printed Lanyard - 20mm Single Attachment *with* Breakaway Back of Neck

Pink Line_ Critical imprint area
Black Line Finished product size
Green Line_ Bleed imprint print area

Product Size- 950mm L x 20mm W
Imprint Area- 830mm L x 15mm W



Tips for your Lanyard Artwork

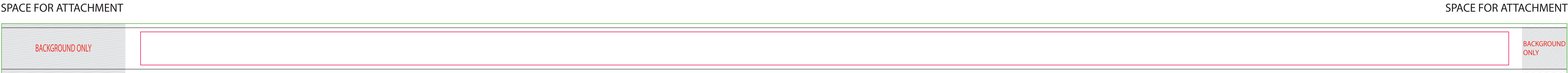
- Vector logos or high res .png are needed for Screen Printing
- Outline text or provide us with the font files
- Text & logos need to be inside the critical area print lines
- We recommend removing copyright registration
- Standard Background Colours - Choose the swatch
- PMS Match for logo - please provide the PMS colour
- PMS Background colour (Dye Charge Applies)
- Standard pricing is generally 1 colour logo/text print

The template is a GUIDE ONLY. Our graphics team will set up the print proof and make adjustments to ensure your lanyard prints to the highest quality.

#5 Printed Lanyard - 25mm Single Attachment (no breakaway)

Pink Line_ Critical imprint area
Black Line Finished product size
Green Line_Bleed imprint print area

Product Size- 950mm L x 25mm W
Imprint Area- 830mm L x 20mm W



Tips for your Lanyard Artwork

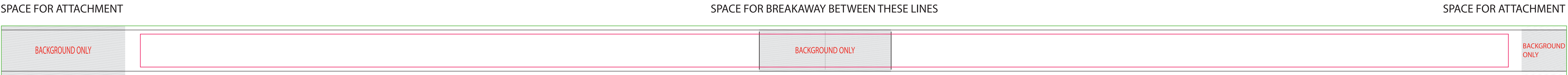
- Vector logos or high res .png are needed for Screen Printing
- Outline text or provide us with the font files
- Text & logos need to be inside the critical area print lines
- We recommend removing copyright registration
- Standard Background Colours - Choose the swatch
- PMS Match for logo - please provide the PMS colour
- PMS Background colour (Dye Charge Applies)
- Standard pricing is generally 1 colour logo/text print

The template is a GUIDE ONLY. Our graphics team will set up the print proof and make adjustments to ensure your lanyard prints to the highest quality.

#6 Printed Lanyard - 25mm Single Attachment with breakaway back of neck

Pink Line_ Critical imprint area
Black Line Finished product size
Green Line_ Bleed imprint print area

Product Size- 950mm L x 25mm W
Imprint Area- 830mm L x 20mm W



Tips for your Lanyard Artwork

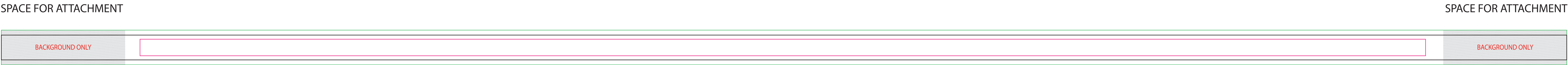
- Vector logos or high res .png are needed for Screen Printing
- Outline text or provide us with the font files
- Text & logos need to be inside the critical area print lines
- We recommend removing copyright registration
- Standard Background Colours - Choose the swatch
- PMS Match for logo - please provide the PMS colour
- PMS Background colour (Dye Charge Applies)
- Standard pricing is generally 1 colour logo/text print

The template is a GUIDE ONLY. Our graphics team will set up the print proof and make adjustments to ensure your lanyard prints to the highest quality.

#7 Printed Lanyard - 15mm Double Attachments (no breakaway)

Pink Line_ Critical imprint area
Black Line Finished product size
Green Line_ Bleed imprint print area

Product Size- 950mm L x 15mm W
Imprint Area- 780mm L x 10mm W



Tips for your Lanyard Artwork

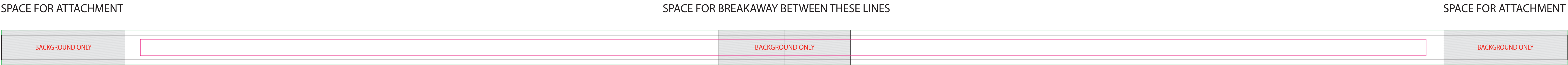
- Vector logos or high res .png are needed for Screen Printing
- Outline text or provide us with the font files
- Text & logos need to be inside the critical area print lines
- We recommend removing copyright registration
- Standard Background Colours - Choose the swatch
- PMS Match for logo - please provide the PMS colour
- PMS Background colour (Dye Charge Applies)
- Standard pricing is generally 1 colour logo/text print

The template is a GUIDE ONLY. Our graphics team will set up the print proof and make adjustments to ensure your lanyard prints to the highest quality.

#8 Printed Lanyard - 15mm Double Attachments *with* Breakaway Back of Neck

Pink Line_ Critical imprint area
Black Line Finished product size
Green Line_ Bleed imprint print area

Product Size- 950mm L x 15mm W
Imprint Area- 780mm L x 10mm W



Tips for your Lanyard Artwork

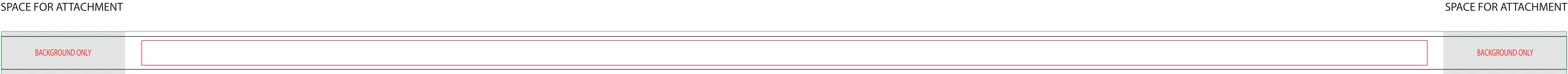
- Vector logos or high res .png are needed for Screen Printing
- Outline text or provide us with the font files
- Text & logos need to be inside the critical area print lines
- We recommend removing copyright registration
- Standard Background Colours - Choose the swatch
- PMS Match for logo - please provide the PMS colour
- PMS Background colour (Dye Charge Applies)
- Standard pricing is generally 1 colour logo/text print

The template is a GUIDE ONLY. Our graphics team will set up the print proof and make adjustments to ensure your lanyard prints to the highest quality.

#9 Printed Lanyard - 20mm Double Attachments (no breakaway)

Pink Line_ Critical imprint area
Black Line Finished product size
Green Line_ Bleed imprint print area

Product Size- 950mm L x 20mm W
Imprint Area- 780 mm L x 15mm W



Tips for your Lanyard Artwork

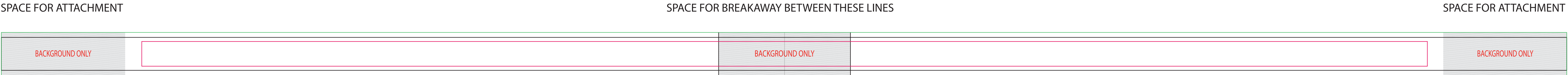
- Vector logos or high res .png are needed for Screen Printing
- Outline text or provide us with the font files
- Text & logos need to be inside the critical area print lines
- We recommend removing copyright registration
- Standard Background Colours - Choose the swatch
- PMS Match for logo - please provide the PMS colour
- PMS Background colour (Dye Charge Applies)
- Standard pricing is generally 1 colour logo/text print

The template is a GUIDE ONLY. Our graphics team will set up the print proof and make adjustments to ensure your lanyard prints to the highest quality.

#10 Printed Lanyard - 20mm Double Attachments *with* Breakaway Back of Neck

Pink Line_ Critical imprint area
Black Line Finished product size
Green Line_Bleed imprint print area

Product Size- 950mm L x 20mm W
Imprint Area- 780 mm L x 15mm W



Tips for your Lanyard Artwork

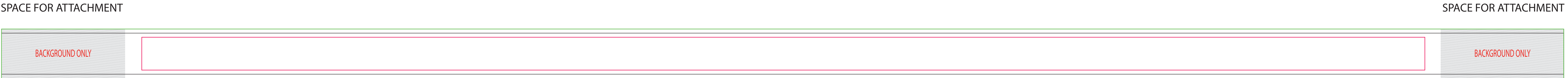
- Vector logos or high res .png are needed for Screen Printing
- Outline text or provide us with the font files
- Text & logos need to be inside the critical area print lines
- We recommend removing copyright registration
- Standard Background Colours - Choose the swatch
- PMS Match for logo - please provide the PMS colour
- PMS Background colour (Dye Charge Applies)
- Standard pricing is generally 1 colour logo/text print

The template is a GUIDE ONLY. Our graphics team will set up the print proof and make adjustments to ensure your lanyard prints to the highest quality.

#11 Printed Lanyard - 25mm Double Attachments (no breakaway)

Pink Line_ Critical imprint area
Black Line Finished product size
Green Line_ Bleed imprint print area

Product Size- 950mm L x 25mm W
Imprint Area- 780 mm L x 20mm W



Tips for your Lanyard Artwork

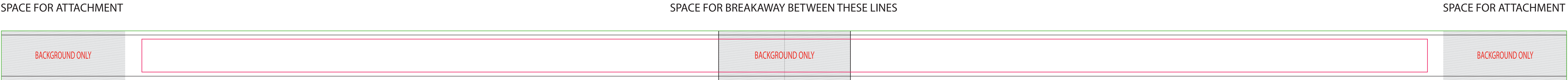
- Vector logos or high res .png are needed for Screen Printing
- Outline text or provide us with the font files
- Text & logos need to be inside the critical area print lines
- We recommend removing copyright registration
- Standard Background Colours - Choose the swatch
- PMS Match for logo - please provide the PMS colour
- PMS Background colour (Dye Charge Applies)
- Standard pricing is generally 1 colour logo/text print

The template is a GUIDE ONLY. Our graphics team will set up the print proof and make adjustments to ensure your lanyard prints to the highest quality.

#12 Printed Lanyard - 25mm Double Attachments *with* Breakaway Back of Neck

Pink Line_ Critical imprint area
Black Line Finished product size
Green Line_Bleed imprint print area

Product Size- 950mm L x 25mm W
Imprint Area- 780 mm L x 20mm W



Tips for your Lanyard Artwork

- Vector logos or high res .png are needed for Screen Printing
- Outline text or provide us with the font files
- Text & logos need to be inside the critical area print lines
- We recommend removing copyright registration
- Standard Background Colours - Choose the swatch
- PMS Match for logo - please provide the PMS colour
- PMS Background colour (Dye Charge Applies)
- Standard pricing is generally 1 colour logo/text print

The template is a GUIDE ONLY. Our graphics team will set up the print proof and make adjustments to ensure your lanyard prints to the highest quality.

#13 Printed Lanyard - 20mm Quick Release (no breakaway)

Pink Line_ Critical imprint area
Black Line Finished product size
Green Line_Bleed imprint print area

Product Size- 950mm L x 20mm W
Imprint Area- 780 mm L x 15mm W



Tips for your Lanyard Artwork

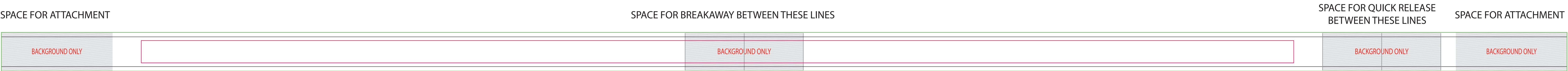
- Vector logos or high res .png are needed for Screen Printing
- Outline text or provide us with the font files
- Text & logos need to be inside the critical area print lines
- We recommend removing copyright registration
- Standard Background Colours - Choose the swatch
- PMS Match for logo - please provide the PMS colour
- PMS Background colour (Dye Charge Applies)
- Standard pricing is generally 1 colour logo/text print

The template is a GUIDE ONLY. Our graphics team will set up the print proof and make adjustments to ensure your lanyard prints to the highest quality.

#14 Printed Lanyard - 20mm Quick Release *with* Breakaway Back of Neck

Pink Line_ Critical imprint area
Black Line Finished product size
Green Line_Bleed imprint print area

Product Size- 950mm L x 20mm W
Imprint Area- 780 mm L x 15mm W



Tips for your Lanyard Artwork

- Vector logos or high res .png are needed for Screen Printing
- Outline text or provide us with the font files
- Text & logos need to be inside the critical area print lines
- We recommend removing copyright registration
- Standard Background Colours - Choose the swatch
- PMS Match for logo - please provide the PMS colour
- PMS Background colour (Dye Charge Applies)
- Standard pricing is generally 1 colour logo/text print

The template is a GUIDE ONLY. Our graphics team will set up the print proof and make adjustments to ensure your lanyard prints to the highest quality.

#15 Swatch Colours

